

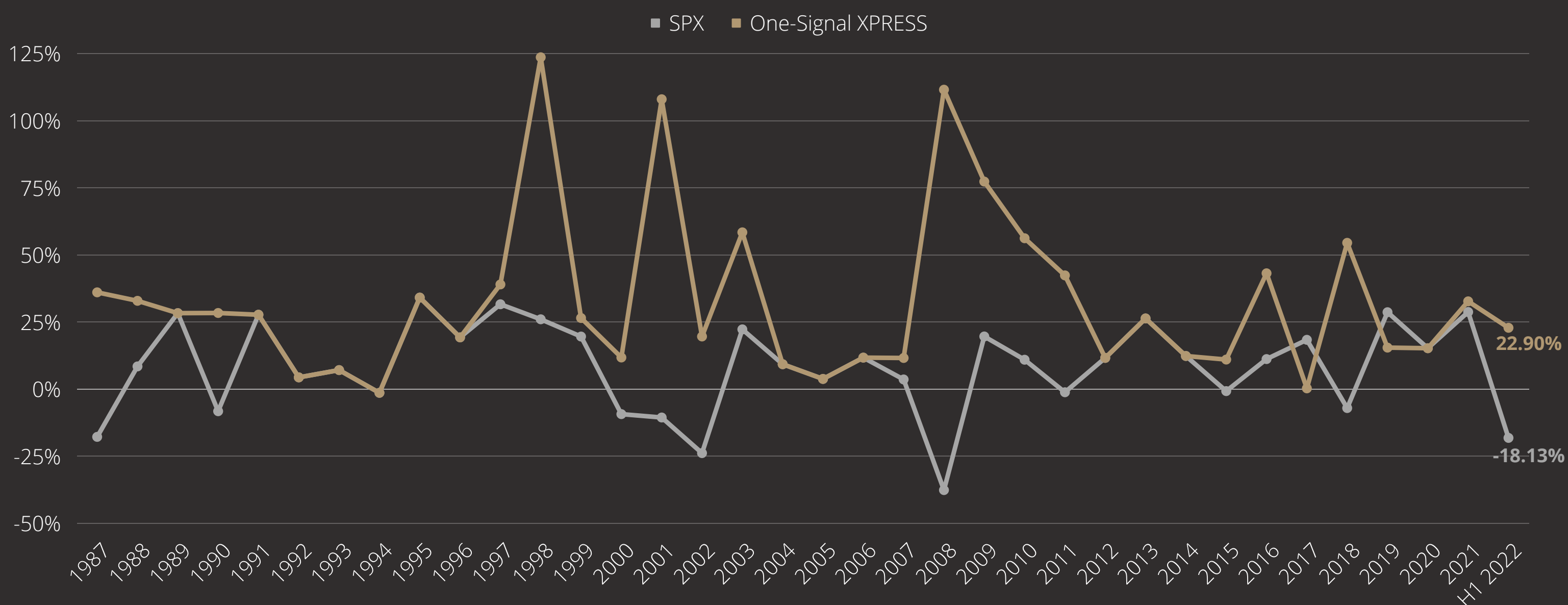
PERFORMANCE ONE-SIGNAL XPRESS

Returns: 26.5% vs.10.5% for the S&P 500 between 2010 and H1 2022

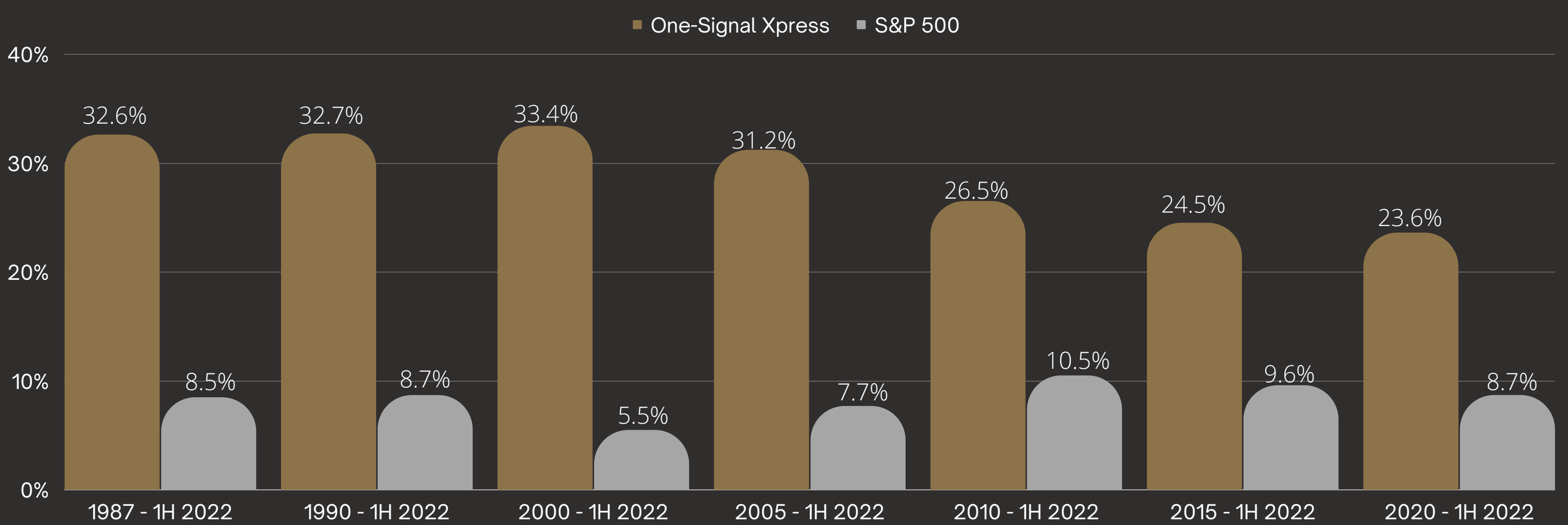
Strategy

ONE-SIGNAL Xpress provides a trading signal for the next trading day moments after the closing bell of the New York Stock Exchange. This ensures Xpress subscribers can leave their positions overnight if the signal remains unchanged. This is geared for investors seeking convenience and lower transaction costs.

Performance since 1987



Average performance p.a.



PERFORMANCE 2021

ONE-SIGNAL XPRESS: 32.76%

S&P 500: 28.79%

PERFORMANCE H1 2022

ONE-SIGNAL XPRESS: 22.90%

S&P 500: -18.13%

2010-2021	XPRESS	S&P 500
Average performance p.a.	62.6%	12.1%
Variance	0.012%	0.015%
Alpha	0.592	1.000
Beta	25.120%	1.000%
Volatility	0.1714	0.1952
Risk-free rate	0.50%	0.50%
Sharpe Ratio	3.625	0.594
Treynor Index	2.473	11.588

H1 2022 Commentary

The second quarter and first half of 2022 saw another decline on Wall Street, with Q2 2022 being one of the worst quarters since 2020 (-13.84%) and the worst half-year since 1970 for the S&P 500. The S&P 500's decline placed markets in bear market territory. Equity markets are probably the most vocal among an impending downturn with nearly 70% of bear markets since 1950 coinciding with recessions.

The list of challenges confronting investors is familiar: worldwide high inflation, aggressive interest rate hikes, recession fears, the Russia-Ukraine crisis, and China's recent Covid-19 lockdowns.

One-Signal investors outperformed the market this month, in Q2 2022 and the first half of 2022. One-Signal Xpress returned 22.90%, compared to the S&P 500 which closed in negative territory at -13.84%.

PERFORMANCE

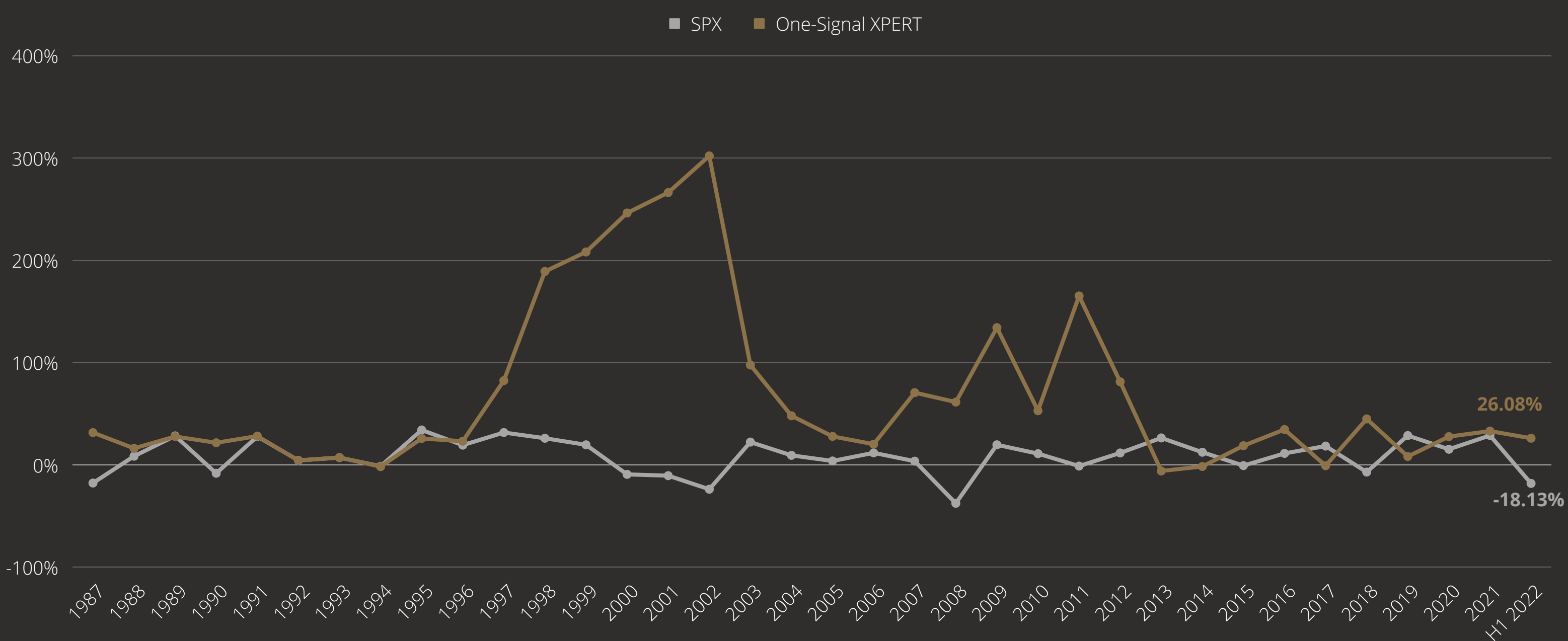
ONE-SIGNAL XPERT

Returns: 37.3% vs.10.5% for the S&P 500 between 2010 and H1 2022

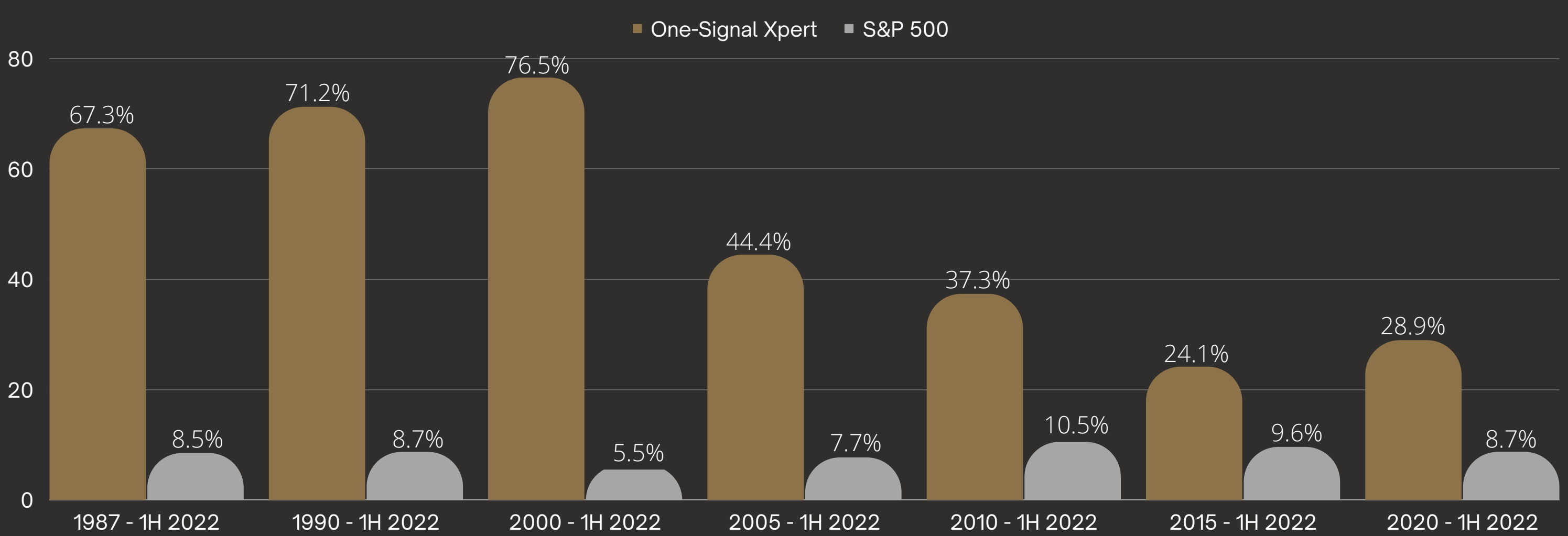
Strategy

ONE-SIGNAL Xpert provides a trading signal moments before the opening bell of the New York Stock Exchange. This ensures Xpert customers obtain the latest information when executing their trades and capture superior performance to ONE-SIGNAL Xpress In addition to outperforming the S&P 500, ONE-SIGNAL Xpert is also less volatile.

Performance since 1987



Average performance p.a.



PERFORMANCE 2021

ONE-SIGNAL XPERT: 33.08%

S&P 500: 28.79%

PERFORMANCE H1 2022

ONE-SIGNAL XPERT: 26.08%

S&P 500: -18.13%

2010-2021	XPERT	S&P 500
Average performance p.a.	33.18%	12.1%
Variance	0.01%	0.015%
Alpha (α)	0.3	1.000
Beta (β)	22.89%	1.000%
Volatility	14.53%	0.1952
Risk-free rate	0.50%	0.50%
Sharpe Ratio	2.25	0.594
Treynor Index	1.43	11.588

H1 2022 Commentary

The second quarter and first half of 2022 saw another decline on Wall Street, with Q2 2022 being one of the worst quarters since 2020 (-13.84%) and the worst half-year since 1970 for the S&P 500. The S&P 500's decline placed markets in bear market territory. Equity markets are probably the most vocal among an impending downturn with nearly 70% of bear markets since 1950 coinciding with recessions.

The list of challenges confronting investors is familiar: worldwide high inflation, aggressive interest rate hikes, recession fears, the Russia-Ukraine crisis, and China's recent Covid-19 lockdowns.

One-Signal investors outperformed the market this month, in Q2 2022 and the first half of 2022. One-Signal Xpert returned 11.16%, compared to the S&P 500 which closed in negative territory at -13.84%.